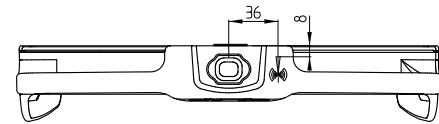
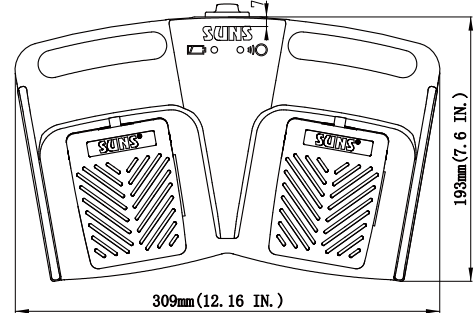
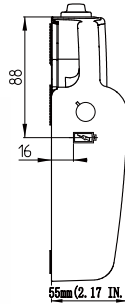


FS-8 系列无线医疗脚踏开关(IPx8)

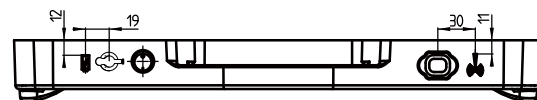
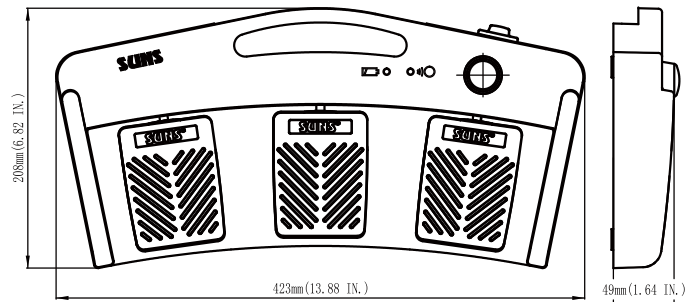
安装尺寸:

FS-82-W-RF-(S)



*如需按钮, 仅可在中间增加一个按钮

FS-83-W-RF



*右侧脚踏上方可根据需要增加按钮

标准通道接收模块

RCV-RF-10A-6



电源: 10-30VAC/DC
输出额定值: 10A/250V

RCV-RF-USB



电源: 4.75-5.25VDC

**RCV-RF-1A-6
RCV-RF-1AP-6
RCV-RF-1AN-6**



电源: 5-30VAC/DC
输出: 1A开关量或1A PNP
或1A NPN可选

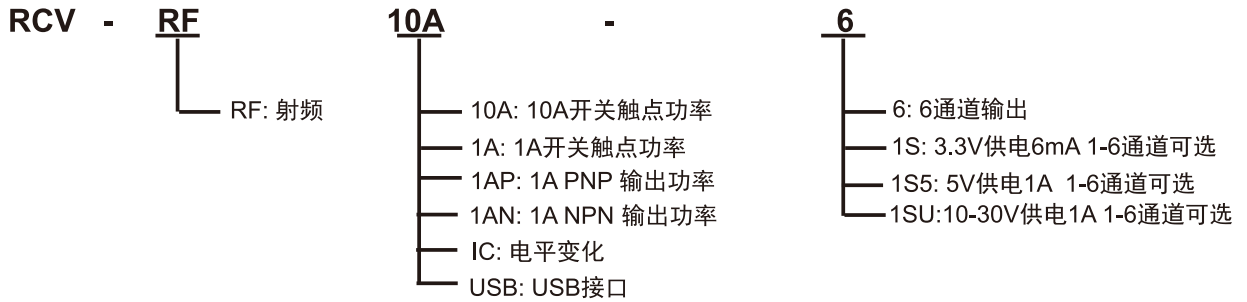
RCV-RF
1-6通道可选, 可按客户要求定制



电源: 3.3VDC
输出: 6mA IC电平变化
电源: 5VDC
输出: 1A开关量或1A PNP或1A NPN可选

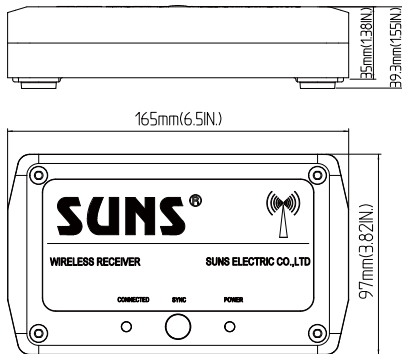
* 接收器可以根据客户需要集成到客户系统

标准通道接收模块示意图



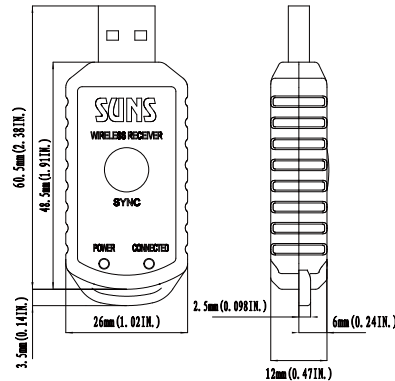
RCV-RF-10A-6

电源: 10-30VAC/DC
输出额定值: 10A/250V



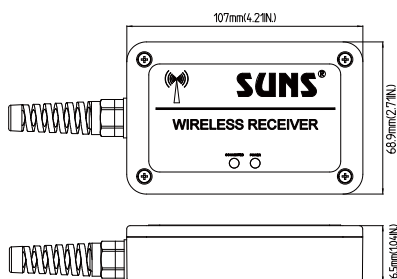
RCV-RF-USB

电源: 4.75-5.25VDC



RCV-RF-1A-6 RCV-RF-1AP-6 RCV-RF-1AN-6

电源: 5-30VAC/DC
输出: 1A开关量或1A PNP或1A NPN可选



RCV-RF

1-6通道可选, 可按客户要求定制
电源: 3.3VDC
输出: 6mA IC电平变化
电源: 5VDC
输出: 1A开关量或1A PNP或1A NPN可选

